

Quirindi Spring Show
"125 Years on the Plains"
September 11th, 12th & 13th 2026

Pavilion Sections





OUR MISSION



To bring the Liverpool Plains and wider community together in a welcoming, family-friendly event that celebrates rural life, fosters connection, and honors our shared heritage.

Welcome to Quirindi Spring Show 2025



President – Mr. Lindsay Maybury OAM
Senior Vice President – Mrs Kim Lawlor
Vice President – Mr. Geoff Hoy
Treasurer – Mrs. Lisa-Maree Horder
Secretary – Mrs. Vanessa Skelly
Sponsorship Co-ordinator – Mrs. Michelle Cortis

WE ARE CELEBRATING 125 YEARS ON THE PLAINS

In 2025, we proudly celebrate 125 years of the Quirindi Spring Show – a milestone that honours our rich history, our farming heritage, and the strong community spirit that has kept this tradition thriving since 1901. It's a time to remember where we've come from and look forward to a bright future, together.



WELCOME TO THE QUIRINDI SPRING SHOW



The Quirindi Spring Show is a celebration of community, connection, and country life. We are proud to present an inclusive, family-friendly event where everyone feels welcome—from the young to the young at heart.



Each year, the show brings together the Liverpool Plains and wider region in one vibrant gathering, offering something for everyone to enjoy. It's a special opportunity to unite our communities, share traditions, and create lasting memories.



Our show is a place where generations connect, blending the wisdom of experience with the energy of youth. We honour our rural heritage while embracing the diversity and spirit of our thriving local region.



Whether you're here to compete, learn, enjoy, or simply connect, we hope your time with us is both enriching and memorable.

Thank you for being part of this special event. ❤️





OUR MISSION



To bring the Liverpool Plains and wider community together in a welcoming, family-friendly event that celebrates rural life, fosters connection, and honors our shared heritage.

Welcome to Quirindi Spring Show 2026



President – Mr. Lindsay Maybury OAM
 Senior Vice President – Mrs Kim Lawlor
 Vice President – Mr. Geoff Hoy
 Treasurer – Mrs. Lisa-Maree Horder
 Secretary – Mrs. Vanessa Skelly
 Sponsorship Co-ordinator – Mrs. Michelle Cortis



COMMUNITY

Bringing people together from across the region.



TRADITION

Honouring our rural roots and time-honoured customs.



HERITAGE

Proudly celebrating the history of our show.



TOGETHER

Strong communities, brighter futures.



CELEBRATING 125 YEARS ON THE PLAINS



In 2026, we proudly celebrate 125 years of the Quirindi Spring Show – a milestone that honours our rich history, our farming heritage, and the strong community spirit that has kept this tradition thriving since 1901. It's a time to remember where we've come from and look forward to a bright future, together.

– WELCOME TO THE QUIRINDI SPRING SHOW –

- The Quirindi Spring Show is a celebration of community, connection, and country life. We are proud to present an inclusive, family-friendly event where everyone feels welcome—from the young to the young at heart.
- Each year, the show brings together the Liverpool Plains and wider region in one vibrant gathering, offering something for everyone to enjoy. It's a special opportunity to unite our communities, share traditions, and create lasting memories.
- Our show is a place where generations connect, blending the wisdom of experience with the energy of youth. We honour our rural heritage while embracing the diversity and spirit of our thriving local region.
- Whether you're here to compete, learn, enjoy, or simply connect, we hope your time with us is both enriching and memorable.

Thank you for being part of this special event. ♥

Quirindi Show 2026

— 125 Years on the Plains —

PAVILION SECTIONS



A. Farm & Local Produce



B. Original Arts & Crafts



C. Needle Work



D. Knitting & Crochet



E. Painting & Drawing



F. Photography



G. Cooking



H. Jams & Pickles



I. Junior Cookery



J. Horticulture



K. School Exhibits



L. Models



M. First Nations Arts



N. Colouring In Competition



O. Wool

P. Poultry & Water Fowl



Celebrate community, creativity and country ♥

Section A – Farm and Garden Produce

Steward Peter Hird -0429 032 127

Entry Fee	\$1 per class/exhibit
Requirements	Completed entry form, entry fees and exhibit.
Exhibit Delivery	Nancy Gray OAM Pavilion Friday 11th September 9:30 am – 12:30 pm
Collection	Sunday 13th September 1pm—3 pm

VEGETABLES

1. One pumpkin (Jap)
2. One pumpkin (Jarrahdale)
3. One pumpkin (Queensland Blue)
4. One pumpkin, any other variety
5. Ten stalks rhubarb
6. One lettuce
7. Ten stalks of spinach or silver beet
8. Six carrots
9. Bunch of six spring onions
10. Cauliflower
11. Broccoli
12. Any other variety of vegetable not previously mentioned
13. 6 years and under – any animal made with fruit, vegetables, and flowers
14. 7 years to 12 years – any animal made with fruit, vegetables, and flowers
15. Box of Vegetables (Assorted)

Champion Vegetable Exhibit: Ribbon and \$10

FRUIT

16. Six oranges
17. Six lemons
18. Six largest grapefruit
19. Any other variety of fruit not previously mentioned

Champion Fruit Exhibit: Ribbon and \$10

OTHER PRODUCE


20. Best dozen export-quality hen eggs
21. One jar of honey (light)
22. One jar of honey (dark)
23. One jar of honey (candy)

Most Successful Exhibitor – Agriculture

Section: Ribbon and \$10

(2 points for 1st, 1 point for 2nd, 3 points for Champion)

Champion Exhibit – The Kent Trophy (awarded annually) Ribbon



Section B - Original Arts & Crafts

- Entry Fee: \$2 for first entry, \$1 for each additional entry
Delivery: Exhibits to be delivered with entry form Tuesday 8th September between 3.00 pm– 6.00pm
Pick Up: Exhibits can be collected Sunday 13th September between 2.00-4.00
General: The QSS reserves the right to not accept /display any entry that they find unsuitable
Steward reserve the right to transfer an entry to the correct section if the need arises
Exhibit must be bona fida work of exhibitor
Exhibits to be completed with the last 2 years
All works to weigh under 10kg
Prizes 1st - \$5 2nd - \$3


1. Item of Leather work
2. Item of Woodwork
3. Item of Metalwork
4. Item of recycled Metalwork – Garden Art
5. Hank of homespun hand Dyed yarn
6. Article/Garment from homespun wool. – Knitted or Crochet
7. Article/Garment from homespun other fibre – Knitted/Crochet
8. Handwoven garment/Article
9. Handmade wall Hanging/Wreath(60cm-90cm Max)
10. Recycled article/garment(Fibre)
11. Recycle Article/Garment non fibre (Wood, Metal, Glass)
12. Pottery Hand Built
13. Item of Mosaic
14. Organic Weaving(Grass, Willow, Cattails)
15. Jewellery – New/Recycle
16. Original Craft – Themed -125Yrs

Champion Exhibit - \$20 plus ribbon
Most Successful Exhibits - \$20 plus ribbon

Junior Section – Free Entry

17. Jewellery – New or Recycled
18. Pottery – Hand Built
19. Paper Mache
20. Any Original Craft -125yrs theme

Best Junior Exhibit - \$10 plus ribbon



Section C – Needlework

Steward : Sharon Swain – 0439 609 660

Entry Fee: \$2 for first entry and then \$1 for additional entry in each section

Requirements: Completed Entry Form together with Entry Fee and Exhibit

Entry: Exhibits to be entered Tuesday 8th September between 3.00 – 6.00 at the Nancy Gray OAM Pavilion at the showground

Collection: Exhibits can be collected between 2.00-4.00 Sunday 13th. All exhibits will be marked off on collection of entry and prizemoney to be collected Sunday with exhibit from steward.

Conditions of Entry:

- Cleanliness is essential, work must not be washed unless technique requires it. It may be pressed.
- One piece of work cannot be entered for more the one class.
- All exhibits should be bona fide of the exhibitor and completed with the last two years and not entered
- in the Quirindi show previously.
- The steward has the right to debar any exhibit which in their opinion does not conform to the rules

Handicraft Section – Open

1. Article of Counted Thread work e.g blackwork, pulled stitchery, hemstitching-hardanger
2. Cross-Stitch on Aida or Linen – Framed
3. Embroidered Article by a Senior Citizen(Over 70Yrs)
4. Creative Hand Embroidery on any Article
5. Article of Wool Embroidery on any medium
6. Small Hand applique Article
7. Small Hand Quilted Article
8. Fabric Doll and Clothes made by Exhibitor
9. Soft Toy, any type, any material
10. Article of Tapestry
11. Any article not mentioned above



Machine Crafted Section - Open

12. Child Garment under five years
13. Blouse or Shirt
14. Prettiest Sleepwear
15. Article of Machine Applique
16. Article of Machine Embroidery
17. Small Machine applique Article
18. Machine quilted Article
19. Any article not mentioned in Section



PLANTATION
EST. 1928

Handicrafts for the Home

20. Novelty Doorstop
21. Novelty Pin Cushion
22. Most Creative household Accessory
23. Article of Handicraft by Senior(Over 70Yrs)

Themed Section

24. Any Article featuring a Christmas Theme
25. Small Article featuring 125Yrs of the Plains or Show
26. Large Article featuring 125Yrs of the Plains or Show



Patchwork & Quilting

27. Large Quilt – All Machine made, quilting done by Marker
28. Large Quilt – All Machine made, commercially quilted
29. Wall or Lap Quilt – no larger then 160cm
30. Creative Quilt -Combination of Techniques
- 31.
32. Patchwork Article -Table Runner, Cushion, Teddy Bear, Bag
33. Ant Article not specified

Recycle, RePurpose and Reuse Section

Photo of Original Items used to create your masterpiece to accompany the entry

34. A Cushion
35. A Bag
36. Home Décor Item
37. Article of Clothing
38. Lap Quilt – No Larger than 1.2 x 1.5



JUNIOR NEEDLEWORK SECTION – Entry Free

Embroidery, sewing, patchwork, applique or machine work accepted in Junior Section

Exhibit should be bona fide work of exhibitor

1. Junior Needlework 10 years and Under
2. Junior Needlework 11 -14 Yrs
3. Junior Needlework 15-18 Yrs
4. Any Article with Christmas Theme – 12yrs-Under
5. Any Article with Christmas Theme – 13-18Yrs
6. Any Article with Show Theme – 125Yrs of the Plains/Show-12Yrs & under
7. Any Article with Show Theme – 125 Yrs of the Plains/Show-13-18 Yrs

Thank you to our wonderful sponsors

***Lush Hair and Beauty
Gwen Gardiner
Plantation Trading
R & T Clark***



Section D – Knitting & Crochet

Steward -Mrs Katrina Whitten -0402 699 769

Entry Fee \$1 per entry
 Exhibit Delivery Thursday 10th September — 9:00am to 12:00pm
 Early delivery can be arranged with the steward.
 Collection Pavilion, Sunday 13th September after 2:00pm
 ALL EXHIBITS ARE TO BE MARKED OFF BY THE STEWARD BEFORE REMOVAL FROM THE PAVILION.
 Prize money and trophies are to be collected on Sunday afternoon from the Chief Steward in the Pavilion.

Conditions of Entry

- Cleanliness is essential. Work must not be washed unless technique requires it. It may be well pressed.
- One piece of work cannot be entered in more than one class.
- All exhibits must be bona fide work of the exhibitor and completed within the last two (2) years.
- Stewards reserve the right to debar any exhibit which, in their opinion, does not conform to the rules.

Prize Money

- Open Section
- 1st Prize — \$5
- 2nd Prize — \$3
- 3rd Prize — Ribbon

Knitting

Class No.	Item / Section
1	Baby's Garment
2	Baby's Accessories (booties, beanie etc.)
3	Blanket or Rug
4	Child's Garment (pullover, cardigan, jacket, dress etc.)
5	Adult Garment (jumper, vest etc.)
6	Accessories (beanie, socks, gloves etc.)
7	Shawl, Wrap or Scarf
8	Any Other Article Not Mentioned in Section
9	Any Article with "125 Years on the Plains" Theme
10	Creative Knitting (toy, tea cosy, household item etc.)



Special Awards – Knitting
Champion Knitting Exhibit (Classes 1–10)
Most Successful Exhibitor

Crochet

Class No.	Item / Section
11	Baby's Garment
12	Baby's Accessories (booties, beanie etc.)
13	Blanket or Rug
14	Child or Adult Garment
15	Accessories (beanie, socks, gloves etc.)
16	Article in Fine Thread (doily, table centre etc.)
17	Any Other Article Not Mentioned in Section
18	Any Article with "125 Years on the Plains" Theme
19	Creative Crochet (toy, tea cosy, household item etc.)

Special Awards – Crochet
Champion Crochet Exhibit (Classes 11–19)
Most Successful Exhibitor

Junior Knitting and Crochet

Entry Fee -FREE

Class No.	Item / Section
20	Under 10 Years – Knitting
21	Aged 10–14 Years – Knitting
22	Under 10 Years – Crochet
23	Aged 10–14 Years – Crochet

Junior Prize Money

- 1st Prize — \$5
- 2nd Prize — \$3
- 3rd Prize — \$1



Section E – Painting & Drawing
Steward: Ashleigh Stevenson Phone: 0478 734 111
Email: Ashleigh.stevenson@outlook.com

Entry Details

Entry Fee: \$5

Under 10: FREE ENTRY

Delivery: Tuesday 8th September, 4:30pm- 6:00pm (TBC)

Collection: Sunday 13th September, 2:00pm - 4:00pm

Theme: 125 Years on the Plains

Requirements:

- Completed entry form and payment
- Clearly labelled artwork (name, age & contact details)
- Original work only-Must be completed within the last 12 months
- Artwork must be on canvas, if on paper please attach to cardboard backing with small boarder, or cardboard - NO GLASS

Open Painting & Drawing

1. Open Oil Painting (All Ages)
2. Open Watercolour (All Ages)
3. Open Acrylic (All Ages)
4. Drawing - Theme - 125 Years of the Plains
5. Drawing - Free Choice

Junior Painting

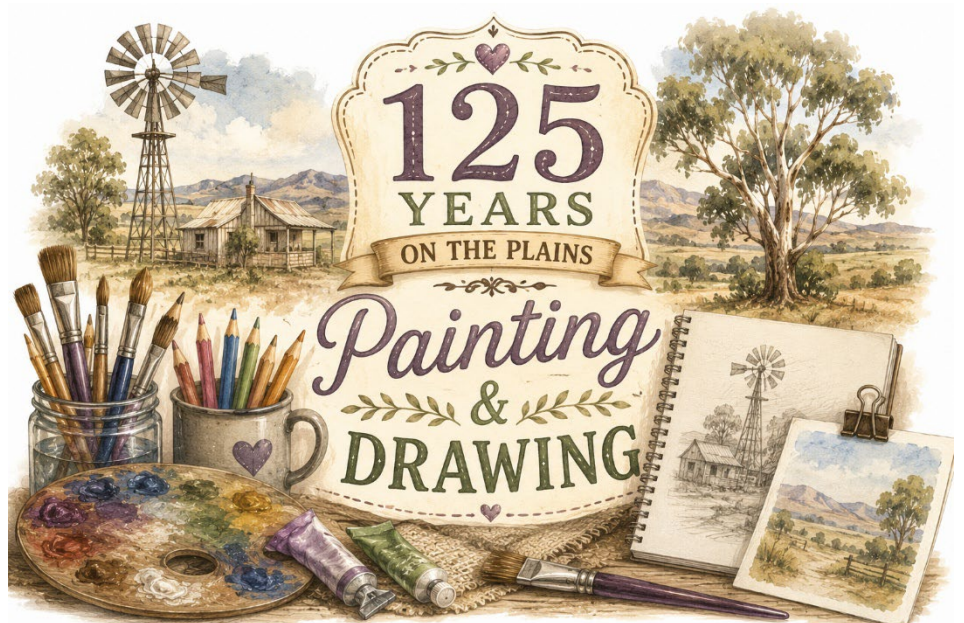
6. Painting (5 years & under)
7. Painting (Ages 6-10)
8. Painting (Ages 11-16)

Junior Drawing (Theme 125 years on the plains)

10. 5 years & under
11. Ages 6-10
12. Ages 11-16

Junior Drawing (Free Choice)

14. 5 years & under
15. Ages 6--10
16. Ages 11-16



Section F - Photography

Steward -Angie Lawrence – 0436 409 126

Entry Fee: \$1 per exhibit a limit of 4 photos per class, limit of 15 photos in total

Requirements :Completed entry form, entry fees and exhibit- clearly named on the back of the exhibit

Exhibit Delivery: Monday 7th Sept 4.00pm – 6.00pm and Tuesday 8th Sept 4.00pm -6.00pm at the Nancy Gray OAM Pavilion

Collection: Entries to be collected between 2.00-4.00pm on the Sunday 13th September

Conditions of Entry:

- Pavillion Entry Form to accompany entries. Each Entry must be the original work of the photographer
- Photography to be taken in the last 2 years and not previously entered at the show and not have won at a previous NSW Show.
- All prints must be mounted on black cardboard with a border of 25mm-30mm around the photo on all sides. ONLY ONE photo per mount.
- Please ensure that the photo is securely fastened to the cardboard so that they do not fall off whilst being displayed. Any entries presented in mounting board should also be affixed to firm cardboard to prevent the need for tacks to be inserted through the mounting board and contact number
- Entries Must be clearly labelled on the back with Exhibitors Name and contact number.
- All care and no responsibility will be accepted for the loss or damage of exhibits. It is the responsibility of the exhibitor to collect their exhibits at the end of the show. Committee take no responsibility for the uncollected items.
- Entries incorrectly classified may at the discretion of the steward be reallocated to the correct class.
- The Show committee have the right to photograph any exhibits to be used in promoting the show.
- Framed exhibit will NOT be accepted.
- The Committee reserve the right to withdraw an awarding of a prize, if the opinion of the judge, not work of a suitable standard has been submitted
- The steward has the right to debar any exhibit which in their opinion does not conform to the rules.
- Exhibits maximum size of any print 12 inches on the longest side plus mount

CLASS A Colour/ Black & White – 125 Years on the Plains

No Restrictions

Year Photo was taken and the Location to be Displayed on the front of Mounted Photo

1. On the Farm
2. Town Life
3. Family

CLASS B Open Colour

4. Theme – 125 years On the Plains
5. Drone/ Ariel
6. People
7. 4. Action
8. 5. Landscape
9. Night Sky
10. Street Art/ Graffiti

CLASS C -15yrs-18 Yrs - Colour

11. Theme – 125 yrs on the Plains
12. Sunset
13. Sunrise
14. People
15. Night Sky
16. Landscape
17. Waterscape

CLASS D -15 Yrs -18 Yrs – Black and White

18. Theme – 125Yrs on the Plains
19. Kids being Kids
20. People
21. Animals

Junior Photography – Free Entry

CLASS E – 11Yrs-14Yrs – Colour


22. Theme – 125Yrs on the Plains
23. Sunrise
24. Sunset
25. Animals
26. Landscape
27. Waterscape
28. Food

CLASS F - 6Yrs-10Yrs – Colour

29. Family / People
30. Pets/Animals
31. Insects
32. Flora

CLASS G - 5Yrs-Under -Colour

33. Around the Yard
34. Family
35. Pets/Animals



Champion
Most Successful Exhibitor Open
Most Successful Exhibitor Junior

Section G – Cooking

Steward – Irene Neyle 0427462420

Entry Fee \$2 for the first entry then 50cents per entry. Up to a maximum of \$5 per exhibitor in the Cookery section.

Requirement of Delivery: Completed entry forms, entry fees and exhibit. When entry fees are paid exhibit label will be given to attach securely to exhibit. For Friday morning deliveries this is to be completed prior to delivery of exhibit

Exhibit Delivery: Quirindi Showground Pavillion between 2pm and 5pm Thursday 10th September, 2026 or by ARRANGEMENT, Friday 11th September 2026 between 07:30am and 08:15am. Entries being delivered Friday morning MUST be entered and exhibit labels attached to the correct entry prior to delivery.

Exhibit and Prize Collection: Sunday 13th September, 2026 between 1pm and 2:30pm

CONDITIONS OF ENTRY: Maximum of 2 entries per exhibitor per class

- NO rack marks permitted
- NO ring tins
- NO packet cakes unless stated
- Only thin layer of icing where icing is specified, only on top of the exhibit.
- All icing to be dry before covering or placing it in a plastic bag.
- No cream cheese icing to be used
- No papers for Patty Cakes to be used
- Slices and biscuits to be an even size.
- All entries to be on a sturdy base (no larger than 1cm over hang) and covered in clear wrap or a clear bag when delivered
- Exhibitor ticket will be provided when entry fee is paid needs to be SECURLEY attached to exhibit
- Cakes that have been frozen are acceptable
- All care is taken but no responsibility
- Judges' decisions are final and no correspondence will be entered into.
- Prizes: As described in each class

Class/ Exhibit	Prizemoney	
1. Marble Cake, 20cm tin Pink Icing	\$40	\$10
2. Rich Fruit Cake – see set recipe and guidelines provided	\$25	
3. Spotted Dick	\$10	\$5
4. Light Fruit Cake 250gms butter, 20cm tin	\$25	\$10
5. Steamed Fruit Pudding Minimum weight pudding 1250gms	\$25	\$10
6. Chocolate sponge Roll, jam filled. Ends UN CUT	\$20	\$10
7. Banana Cake, Loaf Tin. NO Icing	\$20	\$10
8. Chocolate Cake, 20cm tin Iced on top ONLY	\$20	\$10
9. Date and Walnut Cake, Loaf tin	\$20	\$10
10. Carrot Cake, Loaf tin. NO Icing	\$20	\$10
11. Vegetable Cake other than carrot, iced Vegetable to be stated. Any tin EXCEPT ring tin	\$20	\$10
12. Sultana Cake 20cm tin	\$20	\$10
13. Lemon Cake, Iced. 20cm tin	\$20	\$10
14. Orange Cake, Iced. 20cm tin	\$20	\$10
15. Six Melting Moments on a plate, 5cm . Joined with vanilla icing	\$15	\$5
16. Cinnamon Tea Cake 20 cm round tin	\$15	\$5
17. Six Plain Scones on a plate, not joined	\$10	\$5
18. Six Date Scones on a plate, not joined	\$10	\$5
19. Six patty cakes, Iced. NO papers	\$15	\$7
20. Four Lamingtons on a plate, 4cmx4cm	\$15	\$7
21. Six pieces NO cook coconut ice, 4cmx4cm	\$15	\$7
22. Plain Damper	\$15	\$7
23. Sour Dough	\$20	\$10

CHAMPION EXHIBIT – Ribbon and \$40

MOST SUCCESSFUL EXHIBITOR – Ribbon and \$40

NOVICE Cookery Section

For exhibitors who have not won a first prize in cookery at a show

1. Chocolate Butter Cake, 20cm tin. Iced on top.
2. 4 Sweet Muffins. NO papers
3. 4 pieces of Caramel Slice, 5cmx5cm



The Agricultural Societies Council of NSW Rich Fruit Cake

INGREDIENTS

- 250g sultanas
- 250g chopped raisins
- 250g currants
- 125g mixed peel
- 90g chopped red glace cherries
- 90g chopped blanched almonds
- 1/3 cup sherry OR brandy
- 250gm plain flour
- 60 gm self-raising flour
- 1/4teaspoon grated nutmeg
- 1/2 teaspoon ground ginger
- 1/2 teaspoon ground cloves
- 250gm butter
- 250gm brown sugar
- 1/2 teaspoon lemon essence OR finely grated lemon rind
- 1/2 teaspoon almond essence
- 1/2 teaspoon vanilla essence
- 4 large eggs

RECOMMEND METHOD

- Mix together all the fruits and nuts and sprinkle with the sherry or brandy.
- Cover and leave for at least 1 hour, but preferably overnight.
- Sift together the flours and spices.
- Cream together the butter and sugar with the essences.
- Add the eggs one at a time, beating well after each addition, then alternatively add the fruit and the flour mixtures.
- Mix thoroughly. The mixture should be stiff enough to support a wooden spoon.
- Place the mixture into a prepared square 20cmx20cm (8"x8") tin and bake in a slow oven for approximately 3 1/2 - 4 hours. Allow the cake to cool in the tin.
- *NOTE: to ensure uniformity and depending upon size, it is suggested the raisins to be snipped into 2 or 3 pieces, cherries into 4-6 pieces and almonds crosswise into 3-4 pieces*

ASC Rich Fruit Cake Competition Guidelines

- Prizemoney is sponsored by the ASC. Show Societies and Groups should the pay prizemoney to their winners, then apply to the ASC for reimbursement
- Winners at country shows will each receive a cash prize of \$20 and will be required to bake a second "Rich Fruit Cake" in order to compete in a group final to be conducted by each fourteen groups of the Agricultural Societies Council of NSW.
- The fourteen winners at that group level will each receive a cash prize of \$30 and will be required to bake a third "Rich Fruit Cake" for the Royal Easter Show where the winner will receive a cash prize of \$100. NOTE: In any year an individual competitor may participate in only one group final representing a Show Society and consequently, may represent only one Group in the subsequent State Final.
- Attention Judges – All Fruit cakes are to be cut in half when being judged.



Section H – Jams & Pickles Steward – Irene Neyle 0427462420

Entry Fee \$2 for the first entry then 50cents per entry. Up to a maximum of \$5 per exhibitor in the Jams and Pickles Section.

Exhibit Delivery Quirindi Showground Pavillion between 2pm and 5pm Thursday 10th September, 2026 or by arrangement Friday 11th September 2026 between 07:30am and 08:15am. Entries being delivered Friday morning MUST be entered and exhibit labels attached to the correct entry prior to delivery.

Exhibit and Prize Collection Sunday 13th September 2026 between 1pm and 2:30pm

CONDITIONS Jars to size be 300gm to 350gm unless otherwise stated, lids to be plain. No covers on jar lids

Preserves jars – 36 or 31 Bottle

ENTRY:

- Exhibitor ticket will be provided when entry fee is paid and needs to be SECURLEY attached to exhibit by exhibitor
- All care is taken but no responsibility
- Prizes are stated in each class.
- Judges' decisions are final and no correspondence will be entered into.
- Prizemoney 1st \$10 and 2nd \$5 for each class

Class Exhibit

1. Jar of Plum Jam
2. Jar of Fig Jam
3. Jar of Dried Apricot Jam
4. Jar of Strawberry Jam
5. Jar of Orange Marmalade
6. Jar of Jam any other Variety
7. Jar of Mint Jelly
8. Jar of Green Tomato Pickles
9. Jar of Mustard Pickles any variety
10. Jar of Tomato Relish
11. Jar of Apple and Cranberry Chutney
12. Bottle of Sweet Sauce
13. Bottle of Savoury Sauce
14. 225gm jar of Lemon Butter
15. 225gm jar of Passionfruit Butter
16. Jar of Vegetable Preserves
17. Jar of Fruit Preserves



CHAMPION EXHIBIT – Ribbon and \$20
MOST SUCCESSFUL EXHIBITOR – Ribbon and \$20

Section I -JUNIOR COOKERY STEWARD: Mrs Leah Meyer 0400 801 359

Entry Fee: None

Requirements on delivery: Completed entry form and exhibit

Exhibit Delivery Location and Time: Pavilion Thursday 10th September 2pm – 5.00pm

Exhibit and Prize Collection and Time: Sunday 13th September 1pm – 3pm

Conditions of entry:

- No rack marks permitted
- No ring tins allowed
- All entries in an oven bag on paper plate when delivered
- Cakes that have been frozen are acceptable
- All care taken but no responsibility
- All exhibits should be the bona fide work of the exhibitor.
- Packet mixes may not be used except where specified.

PRIZES: 1st \$5, 2nd \$3 unless otherwise stated



Age 13 years to 16 years

1. 4pcs Classic Lemon Bars – recipe below – 1st \$15, 2nd \$10 Prize donated by The Bake Stop Tamworth
2. 4pcs Jam Drops – 1st \$15, 2nd \$10
3. 4 Patty Cakes – Iced and Decorated Any Theme – 1st \$15, 2nd \$10
4. Best Themed/Decorated Cake: ‘125 YEARS ON THE PLAINS’ – 1st \$20, 2nd \$10 (This may be a packet cake mix) Prize donated by Mrs Nikki Robertson

CHAMPION EXHIBIT – 13yrs to 16yrs - Ribbon plus \$20.00
MOST SUCCESSFUL EXHIBITOR – 13yrs – 16yrs - Ribbon plus \$20.00

Age 9 years to 12 years

5. 4pcs Peanut Butter Cookies – recipe below - Prize donated by The Bake Stop Tamworth
6. 4 pcs Scones – Not joined
7. 4pcs Slice – any variety
8. Butter Cake – Iced on top
9. 4 Patty Cakes – Iced and decorated - any theme
10. Best Themed/Decorated Cake: ‘125 YEARS ON THE PLAINS’ – 1st \$20 (This may be a packet mix cake) Prize donated by Mrs Nikki Robertson

CHAMPION EXHIBIT – 9yrs to 12yrs - Ribbon plus \$15.00
MOST SUCCESSFUL EXHIBITOR – 9yrs to 12yrs – Ribbon plus \$15.00

Age 6 years to 8 years

11. 4pcs Earthquake Cookies – recipe below - Prize donated by The Bake Stop Tamworth
12. 4 pcs Pikelets
13. 4 pcs Chocolate Slice – can be iced
14. Packet Vanilla Cake – Iced on top
15. 4 Decorated Arrowroot Biscuits – any theme
16. Best Themed/Decorated Cake: ‘125 YEARS ON THE PLAINS’ – 1st \$20 (This may be a packet mix cake) Prize donated by Mrs Nikki Robertson

CHAMPION EXHIBIT – 6yrs to 8yrs. Ribbon plus \$15.00
MOST SUCCESSFUL EXHIBITOR – 6yrs to 8yrs. Ribbon plus \$15.00

Age 5 years & Under

17. 4 Pikelets Prize donated by The Bake Stop Tamworth
18. Packet Cake – your choice – Iced on top
19. 4 Decorated Arrowroot Biscuits – ‘125 YEARS ON THE PLAINS’ – 1st \$10 Prize donated by Mrs Nikki Robertson

CHAMPION EXHIBIT – 5yrs & Under. Ribbon plus \$10.00
JUDGES CHOICE AWARD all age groups – Ribbon, \$30 and Cookbook

Thank you to all our generous sponsors

*Mrs Jane Duddy
Kaytering Supplies
The Bake Stop Tamworth
Mrs Nikki Roberston
Gail Kelly*

Earthquake Cookies

Ingredients

- 200g unsalted butter, softened
- 165g (3/4 cup, firmly packed) brown sugar
- 80ml (1/3 cup) golden syrup
- 375g (2 1/2 cups) self-raising flour



Instructions

1. Preheat oven to 180°C/160°C fan forced. Line a large baking tray with baking paper.
2. Place the butter, sugar and golden syrup in the bowl of an electric mixer and beat for 30 seconds or until combined.
3. Add the flour and beat until it forms a dough (do not overmix). The mixture will be soft.
4. Gently roll tablespoons of the mixture into balls and place on the prepared tray, 5cm apart. Gently press with a fork. Bake for 10-12 minutes or until lightly golden. Allow to cool on the tray.

Classic Lemon Bars

BASE LAYER

- 1 cup flour
- 1/2 tsp salt if using salted butter you can omit the salt
- 1/2 cup powdered sugar
- 1/2 cup butter cut in pieces, if salted you can omit the salt

TOP LAYER

- 2 whole eggs
- 1 cup sugar
- 2 TBSP lemon zest
- 2 1/2 TBSP lemon juice use fresh lemon juice if possible
- 2 1/2 TBSP flour
- 1/2 tsp baking powder
- 2 TBSP confectioners sugar



Instructions

1. Preheat oven to 180°C and prepare an 8×8 pan by lightly buttering it and lining it with parchment paper, set the prepared pan aside
2. Combine base layer ingredients in the bowl of a food processor, pulse to combine, stop when it looks like crumbs, and press in the bottom of the prepared baking pan
3. Bake for 20 minutes in a preheated oven
4. Meanwhile mix the eggs and sugar until thick
5. Stir in the lemon juice and zest
6. Stir the flour and baking powder together in a small bowl, sift it over the eggs then whisk them together
7. When the baked cookie layer is done and lightly golden brown take it out of the oven and pour the lemon egg custard mixture over the baked crust layer
8. Return the pan to the oven and bake again for 20-30 minutes or until the filling is set
9. Let the pan of bars cool on a wire rack and sprinkle with extra powdered sugar if desired
10. Lift the cooled bars out of the pan by the edges of the parchment paper left hanging over the edges of the pan peel back the paper and cut into bars.

Peanut Butter Cookies

Ingredients

- 1/2 cup butter at room temperature
- 1/2 cup light brown sugar packed
- 1/2 cup granulated sugar
- 1 cup peanut butter
- 1 teaspoon vanilla extract
- 1 large egg
- 1 1/2 cup all-purpose flour properly measured
- 3/4 teaspoon baking powder
- 1/2 teaspoon kosher salt
- 1/4 cup granulated sugar



Instructions

1. Preheat oven to 180°C.
2. Beat the butter, brown sugar, and 1/2 cup granulated sugar together in a large mixing bowl until well-combined, about 2-3 minutes.
3. Add peanut butter and mix until incorporated.
4. Mix in egg and vanilla extract until combined.
5. Add the flour, baking powder, and kosher salt. Mix in just until combined.
6. Roll 1.5 tablespoons dough into a ball and roll in remaining 1/4 cup sugar.
7. Place the balls 2 inches apart on a baking sheet lined with parchment paper or a silicone baking mat.
8. Flatten cookies with a fork in a criss-cross pattern.
9. Bake cookies for about 8-10 minutes. The edges should look set and the middles should look soft and slightly underdone.
10. Let the cookies cool completely on baking sheet.

Section J – Horticulture

STEWARD: Sharon Swain - 0439 609 853

Entry Fee: \$1 per Entry

Requirements of Entry: Completed Entry Form together with Entry Fee and Exhibit. Separate form for each Section.

Exhibit Delivery: Exhibits to be entered Friday 11th Sept 8am – 10.00am at the Nancy Gray OAM Pavillion at the show grounds

Exhibit Collection: Sunday 13th September from Nancy Gray OAM Pavillion after 2pm

Conditions of Entry:

All flowers with the exception of those used in the Decorative Section to be grown by the Exhibitor.

No artificial exhibits will be accepted unless stated.

Definitions

Spike: A spike of flowerbud is the completed group and buds above the last stem leaf. It should be displayed with laterals

Cut: A cut is a portion of a plant with its laterals

Distinct: The term distinct means different. If a schedule says “three roses distinct” then three separate varieties must be signed.

NND: This means an exhibit need not necessarily consist of separate varieties.

Bowl: A bowl is a vessel of any material whose greatest diameter is equal to or great than its height.

Vase: A vase is a vessel of any material whose greatest height is more than its width

Container: A container is a vessel of any shape. It can be of any material

Any Embellishment: Where a schedule says “embellishment” the exhibitor may use natural and or artificial embellishments.

Novice: A person who has not one more than five(5) first prize with the type of exhibit they are staging.

Cut Flower Section - Prizemoney 1st - \$5, 2nd \$3

1. One Hyacinth
2. One Lily
3. One Geranium
4. One Camellia
5. One Cut Iris
6. Three Pansies to be shown in a saucer
7. Three Ranunculi
8. One Jonquil
9. One Daffodil
10. Three Freesias
11. One Tulip
12. One Bulb of any variety in flower not mentioned
13. One Spike Orchid
14. One flower not mention above
15. One cut of flowering shrub
16. One cut of blossom(not exceeding 60cm in length
17. One cut of flowering native shrub or tree
18. Small posie of Lavender
19. One cut Hellebore
20. One cut of flowering Vine – not exceeding 60cm in length
21. One bunch of violets(small)



Champion Cut Bloom (Classes 1-21) Ribbon and \$50 Prizemoney
Most successful Exhibitor – Cut flower Section – Ribbon and \$30 Prizemoney

Pot Plant Section Prizemoney 1st - \$5, 2nd - \$3

22. Hanging Pot Plant
23. Foliage Pot Plant
24. Pot Plant in Flower
25. Container of flowering plants
26. Container of Succulents

Most successful Exhibitor – Pot Plant Section – Ribbon and \$20 Prizemoney

Decorative Section - Prizemoney 1st \$10, 2nd \$5

- 27. Foliage Arrangement
- 28. Novice Arrangement- Exhibits Choose- In memory of Hilary Gunning
1st - \$30 2nd - \$20
- 29. Miniature Arrangement – no larger than 10cm
- 30. From the Roadside
- 31. Signs of Spring-From Your Garden- Flower must be grown by Exhibitor
- 32. Themed Arrangement – 125yrs of the Plains -Aged Vessel, Must include a heart & 125

Champion Arrangement(Class 27-32) Ribbon

The Hilda Upperton Perpetual Trophy & \$40 Prizemoney

Reserve Champion Arrangement – Ribbon & \$25 Prizemoney

Most Successful Exhibitor – Decorative Section(Class 27-32)

Ribbon plus Maureen Ritchie Perpetuals Trophy & \$35 Prizemoney(Points classes 27-32)

Junior Horticulture - Entry Free

Prizemoney 1st \$4, 2nd \$2

12yrs and Under

- 33. Decorated Saucer
- 34. Fresh Flowers and Greenery
- 35. Spring Flower Arrangement in an egg cup

13-16Yrs


- 36. Mixed Arrangement in usual Container
- 37. Small basket of mixed flowers
- 38. Arrangement using native Australian flowers

Pre School-Under 5 Years

- 39. Flower Arrangement on Template attached – Drawn, pressed and or fresh



*Thank you to our Sponsors
Woolibah Garden
Lush Hair
Quirindi Garden Club
Sugar Plum Café*



Woolibah Garden
87 followers • 4 following



Quirindi Garden Club
11 followers • 0 following

Section K - SCHOOL EXHIBITS
Stewards Michelle Cortis 0403 664 395
Kim Lawlor 0428830091

CONDITIONS OF ENTRY

- All work must be completed within the last 12 months.
 - Entries must be the bona fide work of the exhibitor or group.
 - All exhibits must be clearly labelled with student name, school and year group/class.
 - If an item is larger than 1m x 1.5m, it must be freestanding or have a suitable stand provided.
 - Group projects are encouraged and may include a variety of mediums including textiles, traditional artwork, sculpture and digital media.
- Design and Technology item – open to wood, metal, leather or other projects

****Please note delivery times****

Delivery School Exhibits and Artwork – Pavilion Thursday 3rd and or Friday 4th September – 3:30pm & 6pm

HIGH SCHOOL GROUP ART PROJECT – YEARS 7 TO 12

1. High School Group Art Project – Stage Groups

This exhibit showcases collaborative art projects created by high school students in stage groups. Featuring a variety of mediums—including but not limited to textiles, traditional artwork and digital media—each piece highlights creativity, teamwork and the diverse talents of young artists.

YEARS 11 & 12

2. Any Design and Technology Item
3. Painting – Any Medium
4. Drawing – Any Medium
5. Mixed Media – Two Dimensional / Three Dimensional
6. Digital Artwork
7. Recycled Art / Sustainability Project
8. Agricultural Innovation Model
9. Theme Section – Item Depicting “125 Years on the Plains”

YEARS 9 & 10

10. Any Design and Technology Item
11. Painting – Any Medium
12. Drawing – Any Medium
13. Mixed Media – Two Dimensional / Three Dimensional
14. Digital Artwork
15. Recycled Art / Sustainability Project
16. Theme Section – Item Depicting “125 Years on the Plains”

YEARS 7 & 8

17. Any Design and Technology Item
18. Painting – Any Medium
19. Drawing – Any Medium
20. Mixed Media – Two Dimensional / Three Dimensional
21. Recycled Art / Sustainability Project
22. Theme Section – Artwork “125 Years on the Plains”

PRIMARY SCHOOL STUDENTS -Years 3 – 6

23. Painting
24. Drawing
25. Collage Artwork
26. Class / Group Project
27. Nature Craft
28. Theme Section – Item Depicting “125 Years on the Plains”

INFANT SCHOOL STUDENTS -Kindergarten – Year 2

29. Painting
30. Drawing
31. Collage Artwork
32. Class / Group Project
33. Handprint Artwork
34. Farmyard Picture
35. “My Family on the Plains” Artwork

CHILDREN 5 YEARS & UNDER - Pre-school, Day Care & Playgroup

36. Painting
37. Drawing
38. Collage Artwork
39. Class / Group Project
40. Handprint Artwork
41. Theme Section – Item Depicting “125 Years on the Plains”

Thank you to our sponsors
The Plantation
Lawlor Livestock & Bulk Haulage
Beautiful Image Tamworth & Quirindi



Section L - Models

Stewards Kim Lawlor 0428830091
Vanessa Skelly

CONDITIONS OF ENTRY

- All entries must be the bona fide work of the exhibitor.
- Entries must be clearly labelled with exhibitor name, age and contact details.
- Exhibits should be sturdy and safe for display.
- 3D printed items must be designed, assembled or finished by the exhibitor.
- The file for all 3D printed entries must be emailed to quirindipavilion@gmail.com prior to show judging.
- Jigsaw puzzle entries must be mounted or secured for display where possible

Entry Free for under 17

\$2 per entry 17 years and over



AGES 6 YEARS – 8 YEARS

1. Lego Constructed Model
2. Lego Kit
3. Any Other Single Model
4. Model Depicting “125 Years on the Plains”
5. 3D Printed Model
6. Jigsaw Puzzle – up to 100 pieces

AGES 9 YEARS – 12 YEARS

7. Lego Constructed Model
8. Lego Kit
9. Any Other Single Model
10. Model Depicting “125 Years on the Plains”
11. 3D Printed Model
12. Jigsaw Puzzle – 101 to 500 pieces

AGES 13 YEARS – 16 YEARS

13. Lego Constructed Model
14. Lego Kit
15. Any Other Single Model
16. Model Depicting “125 Years on the Plains”
17. 3D Printed Model
18. Jigsaw Puzzle – over 500 pieces

AGES 17 YEARS & OVER

19. Lego Constructed Model
20. Lego Kit
21. Any Other Single Model
22. Model Depicting “125 Years on the Plains”
23. 3D Printed Model
24. Jigsaw Puzzle – Open

Thankyou to our sponsors
Lawlor Livestock & Bulk Haulage
Beautiful Image Tamworth & Quirindi

Section M – First Nations Artwork

Steward– Krystle Lamb – 0435077533

Entry Fee FREE

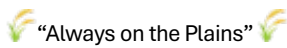
Exhibit Delivery Nancy Gray OAM Pavillion, Sunday 6th September between 10am – 1pm / Monday 7th September 2026 between 3:40pm – 4:30pm – NO pick up available

Exhibit Collection Sunday 13th September 2pm – 4pm

EXHIBITS ARE TO BE MARKED OFF by a steward before removal from the pavilion.

Conditions of Entry:

- All Artwork must be completed in 2026 – older work will not be accepted .
- The Quirindi Show Society Inc. reserves the right to not accept/ display and entry they find unsuitable.
- The Quirindi Show society Inc. reserves the right to publish any entry.
- Section Stewards reserve the right to transfer and entry to the correct section if the need arises
- Group work entries are inclusive of all heritage.
- All Artworks must be done by a person/ organisation or group that directly connects to the Liverpool Plains, by living in the region, have cultural connections to the region. .
- All other classes of work must be done by a First Nations person.
- All entries **MUST** include an entry form and short description of the artwork on the form.
- Prizes All places 1st – 3rd receive- Ribbon on work at show, certificate of recognition and a shoutout on Miriidhuul creations cultural services socials, if agreed with artist and parents if under 18.



While the Quirindi Show Society celebrates "125 Years on the Plains", we acknowledge and recognise the rich Kamilaroi history of the local Indigenous people and their continuous connection to the land. We look forward to showcasing that connection, culture, stories, and artwork at this year's Spring Show.

This special section celebrates creativity, storytelling, community, and connection to Country through art.

Classes:

- Collaborated Work Size limit no larger than 1m x 1m
- No heavy parts, if using 3d elements ensure the piece can be hung to a flat surface.

- | | |
|--|---|
| 1- Playgroup collaborated work | 6- School Groups Stage 4 collaborated work |
| 2- Pre-school collaborated work | 7- School Groups Stage 5 collaborated work |
| 3- School Groups Stage 1 collaborated work | 8- School Groups Stage 6 collaborated work |
| 4- School Groups Stage 2 collaborated work | 9- Community Groups collaborated work |
| 5- School Groups Stage 3 collaborated work | 10- Organisations or services collaborated Work |

Tools and Useful Items

Handmade Size limit, no larger than 60cm x 60cm x 60cm (approximately) Items must fit safely on a standard trestle table, no sharp edges.

11- Juniors 12 and Under

12- Opens 13 +

Weaving using natural or fabric materials – size limit no larger than

Wall pieces- 80cm x 80cm

3D pieces – 50cm (any direction)

13- Juniors 12 and Under

14- Opens 13 +

Drawing – Graphite, colour pencil, charcoal, oil pastel, chalk pastel size limit – no bigger than A4 size

15- Juniors 12 and Under

16- Opens 13 +

Mixed Media – 2 dimensional or 3 dimensional size limit- no bigger than 2D – A3 (297mm x 420mm) 3D – 60cm x 60cm x 60cm

- Must be stable without special mounts, No hanging from ceilings

17- Juniors 12 and Under

18- Opens 13 +

Jewellery pieces

19- Juniors 12 and Under

20- Opens 13 +

Canvas paintings – size limit, no bigger than 60cm x 90cm (portrait or landscape)

21- Juniors 12 and Under

22- Opens 13 +



**Section – Colouring In Competition
STEWARDS: Mrs Leah Meyer 0400 801 359**

Colouring In Competition – “125 Years On The Plains”

- The Quirindi Spring Show are running a Colouring In Competition with the pavilion theme of “125 Years On The Plains”
- Entry is free
- The judge has requested PENCILS ONLY to be used
- The awards given will be 1st \$10, 2nd \$5 and Highly Commended \$3
- There are 5 age groups 5yrs & Under, 6yrs to 8yrs, 9yrs to 11yrs, 12yrs to 15yrs and 16yrs and over
- Entries need to be dropped off at the Quirindi Pharmacy by Friday 21st August 2026.
- All enquires to Leah Meyer 0400801359

**Thank you to our wonderful Sponsors
Willow Tree Public School P&C
Berwicks Farming
Lawlor Livestock & Bulk Haulage**


Quirindi Spring Show Colouring In Competition

Age Group: 5yrs & Under

PENCILS ONLY to be used

Entries to Quirindi Pharmacy By Friday 21st August 2026

— CELEBRATING —
125 YEARS ON THE PLAINS



Please write child's NAME, AGE and CONTACT DETAILS on the back!

Quirindi Spring Show Colouring In Competition

AgeGroup: 6yrs to 8yrs

PENCILS ONLY to be used

Entries to Quirindi Pharmacy By Friday 21st August 2026

— CELEBRATING —
125 YEARS ON THE PLAINS



Please write child's NAME, AGE and CONTACT DETAILS on the back!

Quirindi Spring Show Colouring In Competition

AgeGroup: 9yrs to 11yrs

PENCILS ONLY to be used

Entries to Quirindi Pharmacy By Friday 21st August 2026

— CELEBRATING —
125 YEARS ON THE PLAINS



Please write child's NAME, AGE and CONTACT DETAILS on the back!

Quirindi Spring Show Colouring In Competition

Age Group: 12yrs to 15yrs

PENCILS ONLY to be used

Entries to Quirindi Pharmacy By Friday 21st August 2026

— **CELEBRATING** —
125 YEARS ON THE PLAINS



Please write child's NAME, AGE and CONTACT DETAILS on the back!

Quirindi Spring Show Colouring In Competition

Age Group: 16yrs and Over

PENCILS ONLY to be used

Entries to Quirindi Pharmacy By Friday 21st August 2026

— CELEBRATING — 125 YEARS ON THE PLAINS



Please write child's NAME, AGE and CONTACT DETAILS on the back!

Section O – Wool

Steward – Peter Forsyth 0267 465546

Requirements on delivery: Completed entry form, entry fees and exhibit - clearly named on the back with class number entered.

Exhibit Delivery Location & Time: Pavilion Thursday 10th September between 4pm & 6pm. No Exhibits are accepted beyond closing time.

Exhibit & Prize Collection Location & Time: Sunday 13th September between 1pm & 3pm.

Requirements on Delivery: Completed entry form, entry fees and exhibit - clearly named on the back with class number entered.

- **Conditions of entry:**

All fleeces must be the property of, and grown by, the exhibitor with each entry being from the one sheep.

- All fleeces to be lightly skirted to mandatory Code of Practice and must not exceed 12 months' growth and be grown through the latest shearing season.
- Housed, rugged or artificially handled sheep, other than rams, can only be entered in the housed, rugged or artificially handled sheep section.
- Rams', housed, rugged or artificially handled fleeces are ineligible for the Championship and the Commercial Class.
- Open and District Classes may apply to Champion Fleece and Commercial Fleece, if required.
- Judges or Stewards may transfer any exhibit from one class to another prior to judging for consistency of classes and fairness.

Prizes: Trophies, ribbons, cards and sponsored prizes.

Your donation of a fleece or fleeces for Society funds would be greatly appreciated. Arrangements to be made with Chief Steward.

All General Entries & Merino fleeces will be judged on the following point-score basis:

Length	10	Trueness to Type	10
Soundness	10	Character	10
Softness	8	Evenness	10
Colour	6	Yield / Weight	
Density	6	[Top & Noil Basis]	30

Total: 100 points

MERINO EWE OR WETHER FLEECES

Separate Classes for ewe or wether will be provided, if required.

1. Merino ewe or wether fleece, superfine (a separate ultrafine class if sufficient entries)
2. Merino ewe or wether fleece, fine
3. Merino ewe or wether fleece, medium
4. Merino ewe or wether fleece, strong
5. Classes for Merino hogget fleeces (ewe or wether) will be provided if required.
6. Housed, Rugged or Artificially Handled fleece class will be provided if required.

NB: Where two Competitors gain the same number of points, the Competitor with the highest score card will be the winner.

MERINO RAM CLASSES

(Classes will be combined if entries are insufficient)

1. Merino ram fleece, superfine
2. Merino ram fleece, fine
3. Merino ram fleece, medium
4. Merino ram fleece, strong

CROSSBRED FLEECES

(Classes will be combined if entries are insufficient)

5. Crossbred fleece, fine
 6. Crossbred fleece, medium
 7. Crossbred fleece, strong
 8. Classes for British Breed, Australian and Carpet Wool fleeces will be provided if required.
 9. Classes for Pet/Non-commercial provided, if required, subject to appropriate special judging criteria.
- Exotic breeds and their crosses are ineligible.

BEST QUALITY AND STYLE JUDGES CHOICE AWARD

Prize: Ribbon and \$100

Skirted Merino Fleece, either ewe or wether's wool, best in quality and style. Eye-catching, not necessarily best Traditional or SRS. Special Conditions: Open to all skirted fleeces on one season's growth (approximately 12 months from the latest shearing season) and weighing not less than 2kg. However, no points will be allocated for weight. The award will be judged on the following point score basis:

Attribute	Points	Attribute	Points
Brightness	6	Length re: Type	10
Colour	6	Strength	10
Staple Formation re: Type	6	Uniformity	10
Crimp Definition & Evenness	10	Quality & Style	16
Handle – Texture	10	Yield	10

Density & Compressibility 6 Total points 100

FAIRMOUNT TROPHY

Prize: Ribbon and \$100

Dual pair of fleeces drawn from general classes, being from two adjacent quality numbers (ie. 2 superfine and 2 fine, or 2 fine and 2 medium etc.). No Trophy will be awarded unless 2 or more exhibitors are eligible. (Fleece to be judged on uniformity and evenness and need not necessarily be of the highest aggregate point score)

BUNDALEER PARK PASTORAL CO. TROPHY

Prize: Ribbon & \$100

Pair of matched fleeces, drawn from either Merino or Crossbred classes. (Fleeces to be judged on uniformity and evenness and need not necessarily be the highest aggregate point score).

MOST SUCCESSFUL EXHIBITOR—MERINO CLASSES

Prize: Ribbon & \$50

(Classes 1-10) (3 points for 1st, 2 for 2nd, 1 for 3rd)

THE HAROLD & BARRY GOLLAND MEMORIAL TROPHY

Prize: Ribbon & Trophy

For the fleece of greatest commercial value of the general entries.

CHAMPION FLEECE OF THE SHOW

Prize: Ribbon & \$100

Awarded on highest point score of general entries

Thank you to our Sponsors
Ray White Real Estate – Quirindi
Golland Partnership
Bundaleer Park Pastoral Co



**Quirindi Show Society Inc
Pavilion Entry Form**

A: Farm & Garden Produce	G: Cooking	L: Models
B: Original Arts & Crafts	H: Jams & Pickles	M: First Nations Artwork
C: Needlework	I: Junior Cooking	N: Colouring Competition
D: Knitting & Crocheting	J: Horticulture	O: Wool
E: Painting & Drawing	K: School Exhibits	
F: Photography		

NB: Please use a separate entry form for EACH EXHIBITOR & SECTION. Entries will not be accepted unless accompanied by the appropriate fees and are subject to the Rules and Regulations and Conditions of Entry in the Show Schedule.

Exhibitor's Name: _____

Address: _____ Postcode: _____

Phone: _____ Exhibitor's Signature: _____

Parent/Guardian Signature (if under 18): _____ Date: ____/____/2026

SECTION	CLASS NO.	NO. OF ENTRIES	ENTRY FEE	RCPT #
Total Entry Fee			\$	
Donation/Other			\$	
TOTAL ENCLOSED			\$	

Mail completed forms to Quirindi Show Society Inc., PO Box 15, Quirindi NSW 2343.

NOTE RE ADMISSION: All exhibitors and competitors, unless



Quirindi Show Society Inc

THANK YOU

to our Sponsors ♡



Your support helps keep our traditions alive, strengthens our community and ensures the Quirindi Show continues to thrive for generations to come.

♡
Together, we celebrate
125 YEARS ON THE PLAINS

★ – *Featuring memorabilia* – ★
and historic displays celebrating
125 years of Quirindi Show history



COMMUNITY



AGRICULTURE



TRADITION



FUTURE

Proud supporters of
our community, our region
and the future of
rural Australia.



➤ THANK YOU FOR PARTNERING WITH US TO CELEBRATE 125 YEARS ON THE PLAINS. ➤